





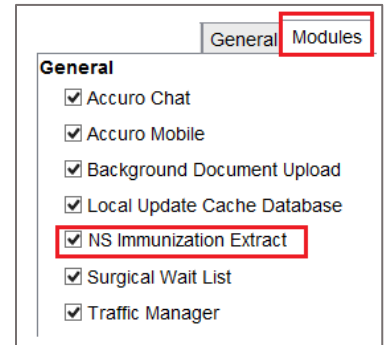
Documenting Seasonal Influenza Administration in Accuro

Please follow the instructions below to ensure seasonal influenza immunizations are captured for your clinic in Panorama, Nova Scotia's vaccine repository. Accuro users **MUST enable the NS Immunization Extract Module** to facilitate electronic submission from Accuro to Panorama. Clinics must also map the existing vaccines in Accuro to the Public Health approved Influenza Immunization Agent using the [Vaccine List](#).


Enable NS Immunization Extract Module:

1. Click Accuro **Start Menu** 
2. Type **Manage Security** in the search box
3. Select **System Settings > Modules > Check NS Immunization Extract > Save Settings > Close**

 **TIP:** Only System Administrator with access to Manage Security can enable this functionality



Map the Vaccines to Immunization Agent. Key Fields:

1. Click Accuro **Start Menu** 
2. Type **Manage Vaccines** in the search box
3. Select **Vaccine > Afluria Tetra**
4. Select **Immunization Agent > Influenza-quad**
5. Enter **Lot #**
6. Enter **Expiry Date**
7. Complete other fields > **OK**

Vaccines		AFLURIA TETRA 60 MCG/0.5ML SYR		Change
DIN	02473283			Clear
Manufacturer	SEQIRUS PTY LTD			
Immunization Abbreviation	Influenza-quad			
Immunization Agent	Influenza-quad			
Routes	Intramuscular	--None--		
Lot #	P100478853			
Dose	0.5			
Expiry Date	08/05/2023	Qty.	12	
Note				
		<input checked="" type="checkbox"/> Active		

When Recording Administered Influenza Vaccines:

1. **Administered Date** should not be dated in the future
2. **Immunization Agent** has a value
3. **Administered by** field should not have commas or other punctuations

Resources:

- [Vaccine List](#) for Public Health vaccine mapping
- Accuro [Immunization Extract Guide](#)
- [Influenza Information for Healthcare Professionals](#)